




COUNTY OF LOS ANGELES

Earthquake Preparedness

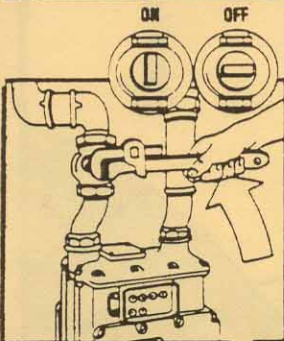
BEFORE THE NEXT ONE

Use this guide to protect your home and family in case another major earthquake hits the Area

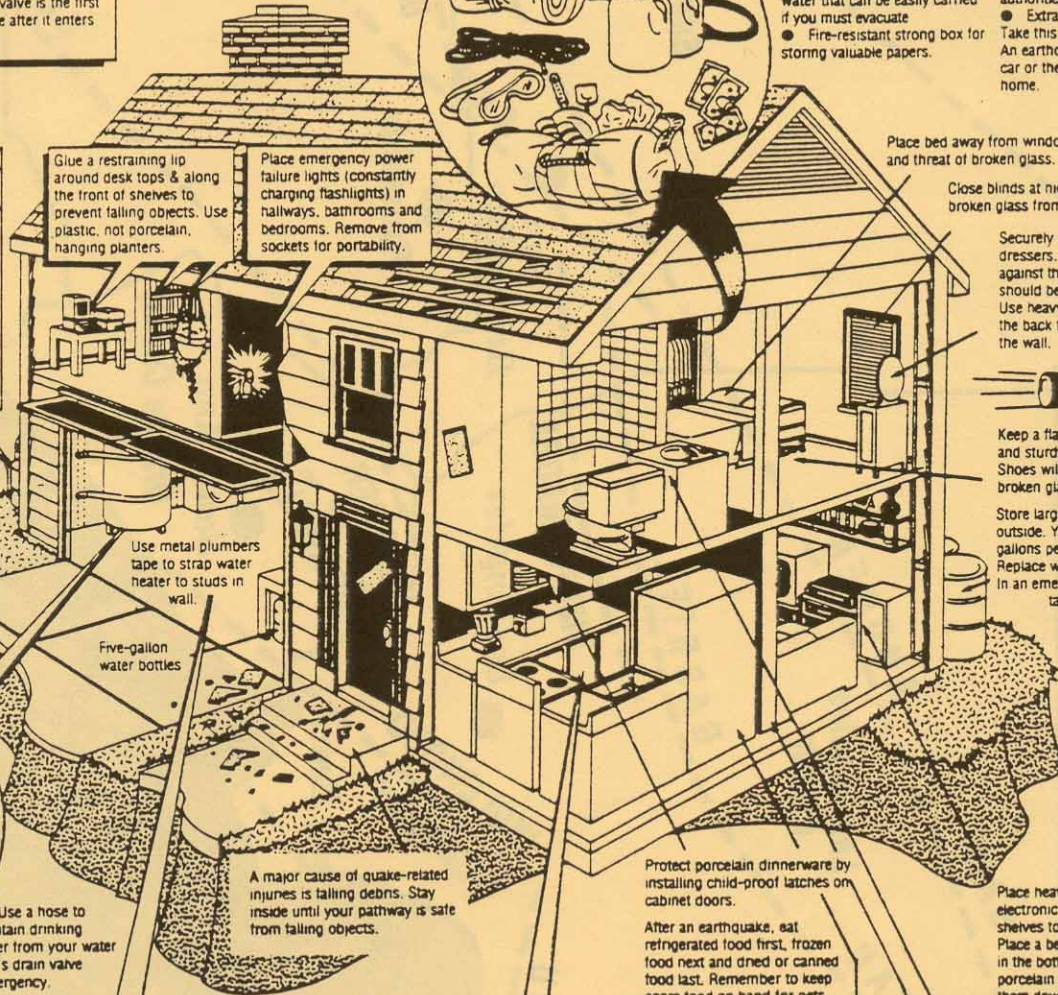


Family members should know how to shut off water if a quake causes a leak in the house. The water shut off valve is the first valve in the line after it enters the house.

Chimneys inadequately tied to the structure can crumble or fall. Consult an engineer to inspect the chimney & devise a proper bracing system.



Make sure all family members know how and when to turn off the gas. If you smell gas after an earthquake, shut off the main gas valve. Use a wrench to turn the valve either way until it is perpendicular to the pipe. Attach the wrench to the gas meter with a wire.

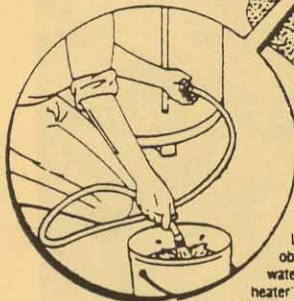



The close, sturdy structure of a closet makes it an ideal place for emergency supplies such as:

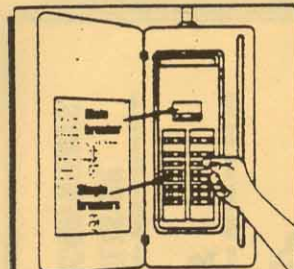
- Extra sleeping bags
- Portable toilet
- Plastic bags for human waste
- Rope, plastic sheeting and duct tape for broken windows and other temporary repairs
- Goggles and dust mask for working around glass, dust and bacteria.
- Crowbar to open jammed doors
- One-gallon containers of water that can be easily carried if you must evacuate
- Fire-resistant strong box for storing valuable papers.

You should also pack a bag that you can take with you if you must evacuate. It should contain:

- Cooking utensils
- Food for each family member for 3-5 days (dehydrated camp food is light and stays fresh for many months).
- Sanitary wipes
- Medical supplies
- Field handbook, (for setting up shelters, etc.)
- Spare cash (teller machines and banks may be shut down)
- Family pictures to help authorities find lost family members
- Extra flashlights and batteries. Take this bag with you on car trips. An earthquake may disable your car or the roads many miles from home.




Use a hose to obtain drinking water from your water heater's drain valve in an emergency.



To shut off electricity, turn off single breakers first, then switch off main breaker.

Pull the main fuse blocks out on older panels.



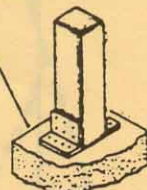
Purchase a portable, gas-powered generator for emergency electricity. Only appliances that can use extension cords should be attached to a generator. A 2200-watt unit can power a refrigerator and several lamps. Keep fuel in a safe, protected container. Additional fuel can be siphoned from cars.



Keep a large multi-purpose dry chemical fire extinguisher (ABC rating) near kitchen and garage appliances. All family members should be instructed how to use it. Keep instructions on the canister.



Secure appliances and tall furniture to walls. Appliances could move and rupture gas or electric lines. Furniture could topple, causing damage and injuries.



Consult a structural engineer to make sure your home is bolted to the foundation and that the structure is properly reinforced. Check roof, foundation and walls for cracks and overall condition.